



SMARTRIVER INDUSTRIAL LTD.

1795 MEYERSIDE DR, UNIT 6, MISSISSAUGA, ON
 Tel:1-905-696-0111 Fax: 1-905-696-0113

Hydraulic Cylinder Products:

1. Tie-rod Hydraulic Cylinder: 2500PSI/3000PSI
2. Welded Hydraulic Cylinder: 2500PSI/3000PSI
3. Customized Hydraulic Cylinder

3000PSI Tie-rod Hydraulic Cylinder



Model No.	Bore	Stroke	Rod Dia.	Retracted	Extended	Port Size	Pin Dia.	Wt. (lbs)
TR30-2004	2	4	1-1/8	14-1/4	18-1/4	SAE8	1	14
TR30-2006	2	6	1-1/8	16-1/4	22-1/4	SAE8	1	15
TR30-2008	2	8	1-1/8	18-1/4	26-1/4	SAE8	1	17
TR30-2008A	2	8 ASAE	1-1/8	20-1/4	28-1/4	SAE8	1	20
TR30-2010	2	10	1-1/8	20-1/4	30-1/4	SAE8	1	19
TR30-2012	2	12	1-1/8	22-1/4	34-1/4	SAE8	1	22
TR30-2014	2	14	1-1/8	24-1/4	38-1/4	SAE8	1	24
TR30-2016	2	16	1-1/8	26-1/4	42-1/4	SAE8	1	26
TR30-2016A	2	16 ASAE	1-1/8	31-1/2	47-1/2	SAE8	1	27
TR30-2018	2	18	1-1/8	28-1/4	46-1/4	SAE8	1	26
TR30-2020	2	20	1-1/8	30-1/4	50-1/4	SAE8	1	28
TR30-2024	2	24	1-1/8	34-1/4	58-1/4	SAE8	1	32
TR30-2030	2	30	1-1/8	40-1/4	70-1/4	SAE8	1	35
TR30-2036	2	36	1-1/8	46-1/4	82-1/4	SAE8	1	40
TR30-2504	2.5	4	1-1/8	14-1/4	18-1/4	SAE8	1	17
TR30-2506	2.5	6	1-1/8	16-1/4	22-1/4	SAE8	1	19
TR30-2508	2.5	8	1-1/8	18-1/4	26-1/4	SAE8	1	20
TR30-2508A	2.5	8 ASAE	1-1/8	20-1/4	28-1/4	SAE8	1	22
TR30-2510	2.5	10	1-1/8	20-1/4	30-1/4	SAE8	1	22
TR30-2512	2.5	12	1-1/8	22-1/4	34-1/4	SAE8	1	24
TR30-2514	2.5	14	1-1/4	24-1/4	38-1/4	SAE8	1	27

TR30-2516	2.5	16	1-1/4	26-1/4	42-1/4	SAE8	1	29
TR30-2518	2.5	18	1-1/4	28-1/4	46-1/4	SAE8	1	30
TR30-2520	2.5	20	1-1/4	30-1/4	50-1/4	SAE8	1	32
TR30-2524	2.5	24	1-1/4	34-1/4	58-1/4	SAE8	1	34
TR30-2530	2.5	30	1-1/4	40-1/4	70-1/4	SAE8	1	41
TR30-2536	2.5	36	1-1/4	46-1/4	82-1/4	SAE8	1	48
TR30-2548	2.5	48	1-1/4	58-1/4	106-1/4	SAE8	1	59
TR30-3004	3	4	1-1/4	14-1/4	18-1/4	SAE8	1	21
TR30-3006	3	6	1-1/4	16-1/4	22-1/4	SAE8	1	23
TR30-3008	3	8	1-1/4	18-1/4	26-1/4	SAE8	1	27
TR30-3008A	3	8 ASAE	1-1/4	20-1/4	28-1/4	SAE8	1	28
TR30-3010	3	10	1-1/4	20-1/4	30-1/4	SAE8	1	28
TR30-3012	3	12	1-1/4	22-1/4	34-1/4	SAE8	1	32
TR30-3014	3	14	1-1/2	24-1/4	38-1/4	SAE8	1	35
TR30-3016	3	16	1-1/2	26-1/4	42-1/4	SAE8	1	37
TR30-3018	3	18	1-1/2	28-1/4	46-1/4	SAE8	1	40
TR30-3020	3	20	1-1/2	30-1/4	50-1/4	SAE8	1	42
TR30-3024	3	24	1-1/2	34-1/4	58-1/4	SAE8	1	47
TR30-3030	3	30	1-1/2	40-1/4	70-1/4	SAE8	1	54
TR30-3036	3	36	1-1/2	46-1/4	82-1/4	SAE8	1	61
TR30-3048	3	48	1-1/2	58-1/4	106-1/4	SAE8	1	75
TR30-3504	3.5	4	1-1/2	14-1/4	18-1/4	SAE8	1	
TR30-3506	3.5	6	1-1/2	16-1/4	22-1/4	SAE8	1	
TR30-3508	3.5	8	1-1/2	18-1/4	26-1/4	SAE8	1	32
TR30-3508A	3.5	8 ASAE	1-1/2	20-1/4	28-1/4	SAE8	1	32
TR30-3510	3.5	10	1-1/2	20-1/4	30-1/4	SAE8	1	36
TR30-3512	3.5	12	1-1/2	22-1/4	34-1/4	SAE8	1	43
TR30-3514	3.5	14	1-1/2	24-1/4	38-1/4	SAE8	1	46
TR30-3516	3.5	16	1-1/2	26-1/4	42-1/4	SAE8	1	43
TR30-3518	3.5	18	1-1/2	28-1/4	46-1/4	SAE8	1	51
TR30-3520	3.5	20	1-1/2	30-1/4	50-1/4	SAE8	1	53
TR30-3524	3.5	24	1-1/2	34-1/4	58-1/4	SAE8	1	55
TR30-3530	3.5	30	1-1/2	40-1/4	70-1/4	SAE8	1	62
TR30-3536	3.5	36	1-1/2	46-1/4	82-1/4	SAE8	1	70
TR30-3548	3.5	48	1-1/2	58-1/4	106-1/4	SAE8	1	86
TR30-4006	4	6	1-1/2	16-1/4	22-1/4	SAE8	1	38
TR30-4008	4	8	1-1/2	18-1/4	26-1/4	SAE8	1	42
TR30-4008A	4	8	1-1/2	20-1/4	28-1/4	SAE8	1	43
TR30-4010	4	10	1-1/2	20-1/4	28-1/4	SAE8	1	45
TR30-4012	4	12	1-1/2	22-1/4	34-1/4	SAE8	1	46
TR30-4014								
TR30-4016	4	16	1-3/4	26-1/4	42-1/4	SAE8	1	62
TR30-4018								
TR30-4020								
TR30-4024	4	24	2	34-1/4	58-1/4	SAE8	1	79
TR30-4030	4	30	2	40-1/4	70-1/4	SAE8	1	92

2500PSI Tie-rod Hydraulic Cylinder



Model No.	Bore	Stroke	Rod Dia.	Retracted	Extended	Port Size	Pin Dia.	Wt. (lbs)
TR25-2004	2	4	1-1/8	14-1/4	18-1/4	3/8NPT	1	14
TR25-2006	2	6	1-1/8	16-1/4	22-1/4	3/8NPT	1	15
TR25-2008	2	8	1-1/8	18-1/4	26-1/4	3/8NPT	1	17
TR25-2008A	2	8 ASAE	1-1/8	20-1/4	28-1/4	3/8NPT	1	20
TR25-2010	2	10	1-1/8	20-1/4	30-1/4	3/8NPT	1	19
TR25-2012	2	12	1-1/8	22-1/4	34-1/4	3/8NPT	1	22
TR25-2014	2	14	1-1/8	24-1/4	38-1/4	3/8NPT	1	24
TR25-2016	2	16	1-1/8	26-1/4	42-1/4	3/8NPT	1	26
TR25-2016A	2	16 ASAE	1-1/8	31-1/2	47-1/2	3/8NPT	1	27
TR25-2018	2	18	1-1/8	28-1/4	46-1/4	3/8NPT	1	26
TR25-2020	2	20	1-1/8	30-1/4	50-1/4	3/8NPT	1	28
TR25-2024	2	24	1-1/8	34-1/4	58-1/4	3/8NPT	1	32
TR25-2030	2	30	1-1/8	40-1/4	70-1/4	3/8NPT	1	35
TR25-2036	2	36	1-1/8	46-1/4	82-1/4	3/8NPT	1	40
TR25-2504	2.5	4	1-1/8	14-1/4	18-1/4	3/8NPT	1	17
TR25-2506	2.5	6	1-1/8	16-1/4	22-1/4	3/8NPT	1	19
TR25-2508	2.5	8	1-1/8	18-1/4	26-1/4	3/8NPT	1	20
TR25-2508A	2.5	8 ASAE	1-1/8	20-1/4	28-1/4	3/8NPT	1	22
TR25-2510	2.5	10	1-1/8	20-1/4	30-1/4	3/8NPT	1	22
TR25-2512	2.5	12	1-1/8	22-1/4	34-1/4	3/8NPT	1	24
TR25-2514	2.5	14	1-1/8	24-1/4	38-1/4	3/8NPT	1	27
TR25-2516	2.5	16	1-1/8	26-1/4	42-1/4	3/8NPT	1	29
TR25-2518	2.5	18	1-1/8	28-1/4	46-1/4	3/8NPT	1	30
TR25-2520	2.5	20	1-1/8	30-1/4	50-1/4	3/8NPT	1	32
TR25-2524	2.5	24	1-1/8	34-1/4	58-1/4	3/8NPT	1	34
TR25-2530	2.5	30	1-1/4	40-1/4	70-1/4	3/8NPT	1	41
TR25-2536	2.5	36	1-1/4	46-1/4	82-1/4	3/8NPT	1	48
TR25-2548	2.5	48	1-1/4	58-1/4	106-1/4	3/8NPT	1	59
TR25-3004	3	4	1-1/4	14-1/4	18-1/4	1/2NPT	1	21
TR25-3006	3	6	1-1/4	16-1/4	22-1/4	1/2NPT	1	23
TR25-3008	3	8	1-1/4	18-1/4	26-1/4	1/2NPT	1	27
TR25-3008A	3	8 ASAE	1-1/4	20-1/4	28-1/4	1/2NPT	1	28
TR25-3010	3	10	1-1/4	20-1/4	30-1/4	1/2NPT	1	28
TR25-3012	3	12	1-1/4	22-1/4	34-1/4	1/2NPT	1	32
TR25-3014	3	14	1-1/4	24-1/4	38-1/4	1/2NPT	1	35
TR25-3016	3	16	1-1/4	26-1/4	42-1/4	1/2NPT	1	37

TR25-3018	3	18	1-1/4	28-1/4	46-1/4	1/2NPT	1	40
TR25-3020	3	20	1-1/4	30-1/4	50-1/4	1/2NPT	1	42
TR25-3024	3	24	1-1/4	34-1/4	58-1/4	1/2NPT	1	47
TR25-3030	3	30	1-1/4	40-1/4	70-1/4	1/2NPT	1	54
TR25-3036	3	36	1-1/4	46-1/4	82-1/4	1/2NPT	1	61
TR25-3048	3	48	1-1/4	58-1/4	106-1/4	1/2NPT	1	75
TR25-3508	3.5	8	1-1/4	18-1/4	26-1/4	1/2NPT	1	32
TR25-3508A	3.5	8 ASAE	1-1/4	20-1/4	28-1/4	1/2NPT	1	32
TR25-3510	3.5	10	1-1/4	20-1/4	30-1/4	1/2NPT	1	36
TR25-3512	3.5	12	1-1/4	22-1/4	34-1/4	1/2NPT	1	43
TR25-3514	3.5	14	1-1/4	24-1/4	38-1/4	1/2NPT	1	46
TR25-3516	3.5	16	1-1/4	26-1/4	42-1/4	1/2NPT	1	43
TR25-3518	3.5	18	1-1/4	28-1/4	46-1/4	1/2NPT	1	51
TR25-3520	3.5	20	1-1/4	30-1/4	50-1/4	1/2NPT	1	53
TR25-3524	3.5	24	1-1/2	34-1/4	58-1/4	1/2NPT	1	55
TR25-3530	3.5	30	1-1/2	40-1/4	70-1/4	1/2NPT	1	62
TR25-3536	3.5	36	1-1/2	46-1/4	82-1/4	1/2NPT	1	70
TR25-3548	3.5	48	1-1/2	58-1/4	106-1/4	1/2NPT	1	86
TR25-4006	4	6	1-1/2	16-1/4	22-1/4	1/2NPT	1	38
TR25-4008	4	8	1-1/2	18-1/4	26-1/4	1/2NPT	1	42
TR25-4008A	4	8	1-1/2	20-1/4	28-1/4	1/2NPT	1	43
TR25-4010	4	10	1-1/2	20-1/4	28-1/4	1/2NPT	1	45
TR25-4012	4	12	1-1/2	22-1/4	34-1/4	1/2NPT	1	46
TR25-4016	4	16	1-1/2	26-1/4	42-1/4	1/2NPT	1	62
TR25-4024	4	24	1-1/2	34-1/4	58-1/4	1/2NPT	1	79

3000PSI Welded Hydraulic Cylinder



Model No.	Bore	Stroke	Rod Dia.	Retracted	Extended	Port Size	Pin Dia.	Wt. (lbs)
WC30-2004	2	4	1.25	14.25	18.25	SAE6	1	15
WC30-2006	2	6	1.25	16.25	22.25	SAE6	1	17
WC30-2008A	2	8 ASAE	1.25	20.25	28.25	SAE6	1	18
WC30-2008	2	8	1.25	18.25	26.25	SAE6	1	16
WC30-2010	2	10	1.25	20.25	30.25	SAE6	1	18
WC30-2012	2	12	1.25	22.25	34.25	SAE6	1	19
WC30-2014	2	14	1.25	24.25	38.25	SAE6	1	20
WC30-2016	2	16	1.25	26.25	42.25	SAE6	1	22

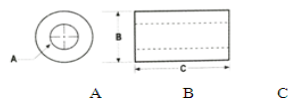
WC30-2018	2	18	1.25	28.25	46.25	SAE6	1	24
WC30-2020	2	20	1.25	30.25	50.25	SAE6	1	27
WC30-2024	2	24	1.25	34.25	58.25	SAE6	1	30
WC30-2030	2	30	1.25	40.25	70.25	SAE6	1	37
WC30-2036	2	36	1.25	46.25	80.25	SAE6	1	41
WC30-2504	2.5	4	1.5	14.25	18.25	SAE8	1	19
WC30-2506	2.5	6	1.5	16.25	22.25	SAE8	1	22
WC30-2508A	2.5	8ASAE	1.5	20.25	28.25	SAE8	1	24
WC30-2508	2.5	8	1.5	18.25	26.25	SAE8	1	23
WC30-2510	2.5	10	1.5	20.25	30.25	SAE8	1	24
WC30-2512	2.5	12	1.5	22.25	34.25	SAE8	1	26
WC30-2514	2.5	14	1.5	24.25	38.25	SAE8	1	29
WC30-2516	2.5	16	1.5	26.25	42.25	SAE8	1	32
WC30-2518	2.5	18	1.5	28.25	46.25	SAE8	1	32
WC30-2520	2.5	20	1.5	30.25	50.25	SAE8	1	35
WC30-2524	2.5	24	1.5	34.25	58.25	SAE8	1	39
WC30-2530	2.5	30	1.5	40.25	70.25	SAE8	1	46
WC30-2532	2.5	32	1.5	42.25	74.25	SAE8	1	49
WC30-2536	2.5	36	1.5	46.25	82.25	SAE8	1	53
WC30-3004	3	4	1.75	14.25	18.25	SAE8	1	24
WC30-3006	3	6	1.75	16.25	22.25	SAE8	1	27
WC30-3008A	3	8ASAE	1.75	20.25	28.25	SAE8	1	30
WC30-3008	3	8	1.75	18.25	26.25	SAE8	1	29
WC30-3010	3	10	1.75	20.25	30.25	SAE8	1	31
WC30-3012	3	12	1.75	22.25	34.25	SAE8	1	31
WC30-3014	3	14	1.75	24.25	38.25	SAE8	1	33
WC30-3016	3	16	1.75	26.25	42.25	SAE8	1	37
WC30-3018	3	18	1.75	28.25	46.25	SAE8	1	41
WC30-3020	3	20	1.75	30.25	50.25	SAE8	1	43
WC30-3024	3	24	1.75	34.25	58.25	SAE8	1	48
WC30-3030	3	30	1.75	40.25	70.25	SAE8	1	56
WC30-3036	3	36	1.75	46.25	78.25	SAE8	1	62
WC30-3506	3.5	6	1.75	16.25	22.25	SAE8	1	30
WC30-3508	3.5	8	1.75	18.25	26.25	SAE8	1	34
WC30-3510	3.5	10	1.75	20.25	30.25	SAE8	1	37
WC30-3512	3.5	12	1.75	22.25	34.25	SAE8	1	41
WC30-3514	3.5	14	1.75	24.25	38.25	SAE8	1	42
WC30-3516	3.5	16	1.75	26.25	42.25	SAE8	1	46
WC30-3518	3.5	18	1.75	28.25	46.25	SAE8	1	50
WC30-3520	3.5	20	1.75	30.25	50.25	SAE8	1	54
WC30-3524	3.5	24	1.75	34.25	58.25	SAE8	1	57
WC30-3530	3.5	30	1.75	40.25	70.25	SAE8	1	67
WC30-3536	3.5	36	1.75	46.25	82.25	SAE8	1	78
WC30-4004	4	4	2	14.25	18.25	SAE8	1	33
WC30-4006	4	6	2	16.25	22.25	SAE8	1	38
WC30-4008A	4	8ASAE	2	20.25	28.25	SAE8	1	43
WC30-4008	4	8	2	18.25	26.25	SAE8	1	43
WC30-4010	4	10	2	20.25	30.25	SAE8	1	47
WC30-4012	4	12	2	22.25	34.25	SAE8	1	48

WC30-4014	4	14	2	24.25	38.25	SAE8	1	52
WC30-4016	4	16	2	26.25	42.25	SAE8	1	54
WC30-4018	4	18	2	28.25	46.25	SAE8	1	58
WC30-4020	4	20	2	30.25	50.25	SAE8	1	62
WC30-4024	4	24	2	34.25	58.25	SAE8	1	67
WC30-4030	4	30	2	40.25	70.25	SAE8	1	83
WC30-4036	4	36	2	46.25	82.25	SAE8	1	95



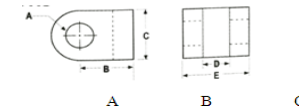
Mounting Options

Cross Tubes



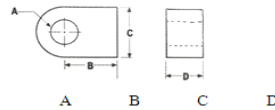
Rod _____
 Base _____

Clevis



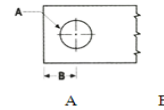
Rod _____
 Base _____

Tang



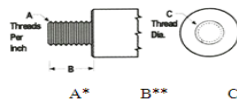
Rod _____
 Base _____

Hole Through Rod



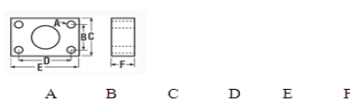
Rod _____

Threaded Rod



Rod _____
 *Threads per inch **Length

Flange Mount



Gland _____
 Base _____

Customer Information

Customer ID: Quantity to quote: _____
 e-mail: _____
 Company Name: _____
 Contact Name: _____ Tel: _____ Fax: _____
 Street Address: _____
 Mailing Address: _____
 City: _____ State / Province: _____ Zip/Postal Code: _____ Country: _____